

NJ Phillips

The Ranch Pack

A popular, multi-use tube-fed animal health delivery system. Designed to offer a broad range of options for easier, all-in-one herd health management.

THE RANCH PACK INCLUDES:

- ✔ 15mL Optimiser™ Injector
- ✔ 4 Detectable Alloy Needles (16ga 1/2" Needles)
- ✔ 1 90mm Metal Drench Nozzle
- ✔ 1 Plastic Pour-on Nozzle
- ✔ 39" Tube
- ✔ 3 Draw-off Caps (20mm, 27mm, & 30mm)
- ✔ 15mL Applicator Barrel
- ✔ Spare O-ring

15mL Specifications

Product Number	850 0000-010
Injector Type	Tube
Dose Increments	.5mL
Dose Range	1mL – 15mL
Dose Type	Reverse Selectable
Species	Cattle, Swine, Sheep



OPTIMIZER™ INJECTOR
WITH APPLICATOR BARREL



POUR-ON NOZZLE



DRENCH NOZZLE



TUBE



ALLOY NEEDLES



O-RING



DRAW-OFF CAPS



◀ Learn More

VISIT [SIMCRO.COM](https://www.simcro.com)

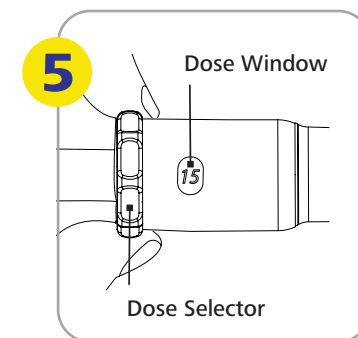
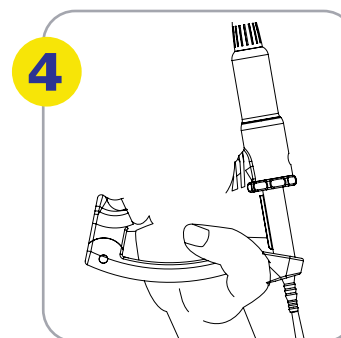
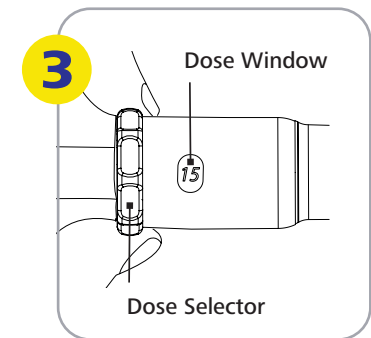
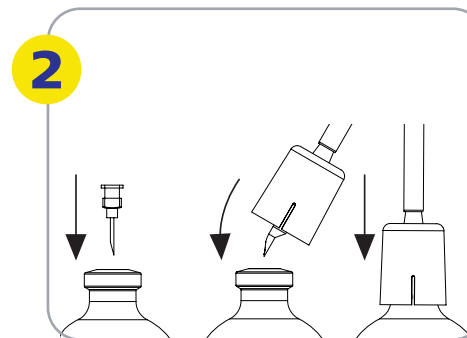
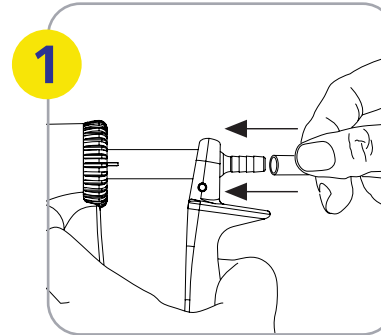
Customer Support [800-433-3112](tel:800-433-3112) or customerservice@datamars.com

NJ Phillips is the American name for all Simcro branded products. NJ Phillips and Simcro are a registered trademarks of Datamars, Inc. © 2024 Datamars, Inc. – All rights reserved. REV 12192023



How To Assemble Guide

- 1** Connect applicator to product by attaching the draw-off tube onto the spigot at the back of the applicator.
- 2** To connect the draw-off tube to the bottle, pierce the rubber bung in the product cap using a needle. Then, insert the draw-off spike and push the draw-off skirt over the cap. Ensure the draw-off skirt is securely fitted over the bottle to prevent slipping.
- 3** Set applicator to the maximum dose (15mL) using the dose selector and window.
- 4** While holding the device with nozzle pointing directly upwards, squeeze the handle and release. Repeat until device has filled the barrel and all air has expelled.
- 5** Rotate the dose selector to desired dose size.



To Fit Needle: **DO NOT REMOVE NEEDLE CAP.** Simply screw needle onto luer in a clockwise direction until secure (finger tight).

To Remove Needle: Place needle cover over needle to avoid injury and turn needle counter-clockwise and pull gently.

WARNING: Do not squeeze handle while altering dose.